

Christian    Song



**A, B, C, D, E, F, G**

Jesus died for you and me



**H, I, J, K, L, M, N**

on the third day He rose again



**O, P, Q, R, S, T, U**

now He lives for me and you



**V, W, X, Y, Z**

We can live with Him eternally.

These are the Christian ABC's  
Telling how Jesus loves you  
and me



Scan with mobile camera for ABC song.



Scan with mobile camera for another song



# The Pathfinder

The Children's Sunday School Magazine for the  
APOSTOLIC CHURCH of QLD  
{Northern District} Australia.  
www.apostolicchurchqld.org.au

October

2023

Vol 10/23



I will sing unto the Lord as long as I live:  
I will sing praise to my God while I have my  
being. My meditation of him shall be sweet:  
I will be glad in the Lord.

Psalm 104: 33-34

# Music is a Gift



Don't you agree that the joy we get from giving and receiving a gift is something special? Music is a gift. Have you ever thought about how many songs and music pieces there are in this world? From the Number 1 hits on the charts to the tune you hum to yourselves as you go along. Every day there are new songs or music pieces being produced.

Did you know there are only a limited amount of notes in which ALL this music comes from? This thought is mind blowing, and can only be explained as a miracle and a gift given to us by our Heavenly Father. Our God has given us the ability to listen and play and create and most importantly, to sing.

If God loves us, as the Holy Bible tells us, then we need to understand that music has come into this world not by chance but by the love of God for us. It is a gift and with every gift that we receive we should always bring thanks, and what better way to bring thanks for this gift, but by singing Praises unto our Lord and God. Through music we can receive joy and happiness. We can receive peace and comfort and strength and guidance. This is Good.

Where there is Good we often find that Satan is there trying to damage or darken this Good with his evil. This is why we find that although music is Good there are more and more types of music being brought into this world that are dark and depressing and go against God's teaching. This is why we have to guard ourselves against those evils and use the Holy Spirit that is within us to guide us in the choices we make to what we listen to. But Satan is cunning, he makes his music sound cool and catchy. We often hear music and find ourselves singing these catchy beats before we even realise what the lyrics are.


Singing Praises to our Heavenly Father is another way of praying to Him. Satan is always trying to turn us away from God and therefore tries every trick he can to creep into our minds and our hearts and our souls to keep us away from God's love and His protection, so guard your thoughts, and guard your deeds and guard your soul with the Love of God.


When we unite to sing God's Praises we should always remember what it is we are doing. Don't become bored or complacent. Don't be embarrassed or shy because we don't think we can sing well. It is God we are singing to and He loves you and loves to hear your voice whether it be in a silent prayer or a song of joy. Sing to the Lord and feel the joy that it gives you.

## David Plays His Harp

**Read 1 Samuel 16:14-23 to the Children** See David take one step closer to becoming king.  
**Share with the Children** David's sudden advancement from shepherd to court musician was due to the Spirit of the Lord coming upon him when Samuel anointed him. Remind children that we have the same Spirit living in us today!

Find and circle six harps. Color the picture.





## CARDBOARD CASTANETS



### Materials required.

Cardboard

2 metal bottle tops

Strong PVA Craft Glue

Decorations - paint, markers - anything you can find.

Making bottle top castanets is super easy and can take as long as or as little time as you like. It is all in the level of detail you decide to use as to how long this takes to make!

### Cut your cardboard.

Cut out your cardboard - twice the length you want your final castanets to be. Ours is 17cm x 3cm wide. But it is just an estimate!

### Decorate your castanets.

You can now decorate your castanets. Use paints, use stickers, whatever you have handy and depending on the time you have. If painting, let dry!

### Fold your cardboard castanet in half.

Find the middle of your castanet and fold in half.

### Glue your bottle tops.

You will need good strong glue for the bottle tops but a hot glue gun should work as well. Let dry fully.

### Play and make music!

As an exercise for you to do, you could ask your parents to help you find how many times singing is mentioned in the Holy Bible. Make a competition with your friends to see who can find the most. GO FOR IT!

Here are just a few:

**EXODUS 32:18** (And he said, It is not the voice of them that shout for mastery, neither is it the voice of them that cry for being overcome: but the noise of them that sing do I hear. )

**2 SAMUEL 22:50** (Therefore I will give thanks unto thee, O Lord, among the heathen, and I will SING praises unto thy name)

**PSALM 9:2** (I will be glad and rejoice in thee: I will SING praise to thy name, O thou most High)

To conclude, Here are a few songs for you to search and listen to:

*FINGERPRINTS* by Dan Bremnes

*HOW CAN I KEEP FROM SINGING* by Enya (Kor & US Lyrics)

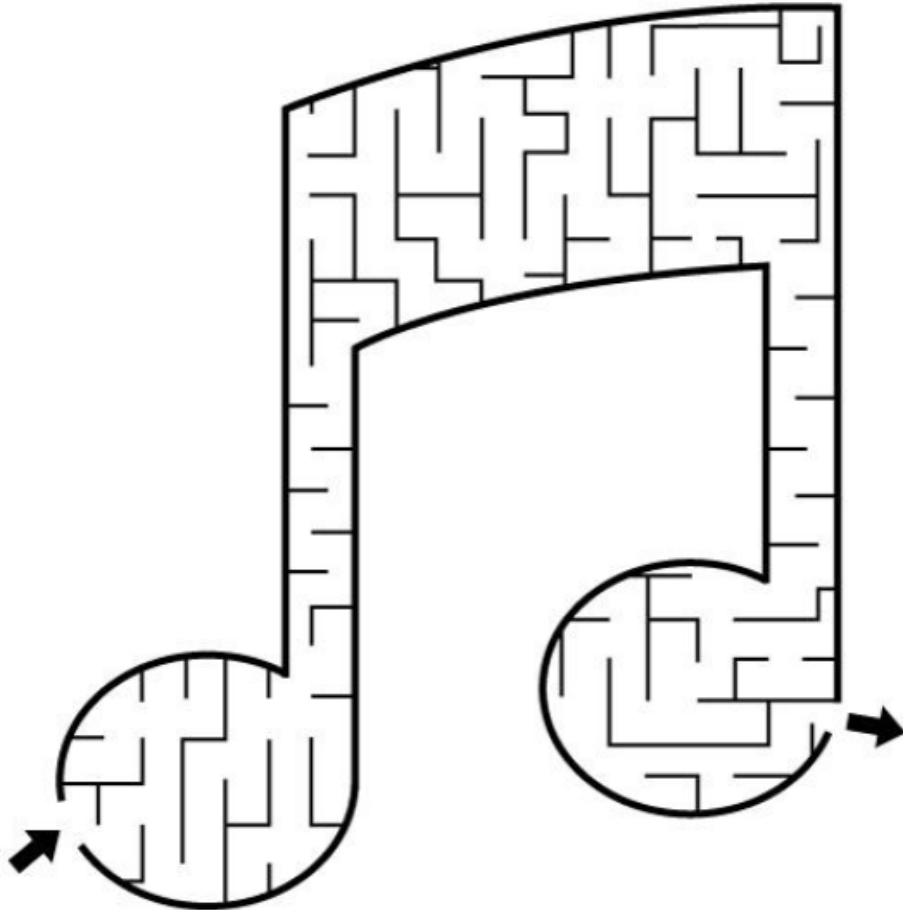
*THIS IS THE DAY THAT THE LORD HAS MADE* by (American sign language) Hallelujah Kids' Corner.


*GIANTS FALL* by Francesca Battistell

*When love is Lord over Heaven and Earth,  
how can I not keep singing praises?*




# Musical Note Maze





## MUSIC IN THE BIBLE




Look up the following verses and see how many musical words you can find from each verse in the word search.

s	f	d	r	j	n	p	u	g	r
t	a	m	b	o	u	r	i	n	e
n	p	c	m	y	n	a	a	i	r
e	u	s	s	f	m	i	r	c	d
m	a	g	a	u	i	s	i	n	g
u	p	n	s	i	t	e	m	a	i
r	s	i	c	i	t	p	o	d	y
t	c	r	m	y	i	e	o	n	n
s	y	t	e	p	m	u	r	t	y
n	e	s	e	l	b	b	g	y	s
i	r	h	m	l	r	h	a	r	p
d	l	i	y	e	e	g	n	l	s
e	t	r	s	m	l	a	s	p	s
g	e	d	e	o	n	o	e	c	t
n	r	p	t	c	n	s	d	r	y
i	a	o	u	n	g	i	y	n	
r	e	y	l	s	i	a	s	n	l
t	c	b	f	n	d	r	d	s	s
s	g	t	d	r	r	e	l	s	a
i	d	i	r	m	n	n	c	f	l

**Psalm 95:1**  
sing  
joyful

**Ephesians 5:19**  
psalms  
hymns  
songs

**Psalm 150: 3-5**  
harp  
trumpet  
stringed instruments  
cymbals  
praise  
timbrel  
dance  
psaltery  
organs







## Cryptic Puzzle

By replacing the number with the corresponding letters, you can find out what King David wrote in the book of Psalms

1=A 2=B 3=C 4=D 5=E 6=F 7=G 8=H 9=I 10=J 11=K  
 12=L 13=M 14=N 15=O 16=P 17=Q 18=R 19=S 20=T  
 21=U 22=V 23=W 24=X 25=Y 26=Z

15 19 9 14 7 21 14 20 15 20 8 5 12 15 18 4 1 14 5 23  
19 15 14 7: 19 9 14 7 21 14 20 15 20 8 5 12 15 18 4,  
1 12 12 20 8 5 5 1 18 20 8  
16 19 1 12 13 !F:A



## Making Music To The Lord

There are 10 words hidden in the word search below, the words may be found across, down, diagonally and backwards and can overlap with each other. The hidden words are listed beneath the word search; circle the words in the word search as you find them and cross them out from the list. You can find these words in Ephesians 5:19-20



Giving  
 Lord  
 Singing  
 Thanks

Heart  
 Melody  
 Songs

Hymns  
 Psalms  
 Spiritual

## MOSES—GOD'S COMPOSER

Moses not only parted the sea and freed the Israelites from Pharaoh, he also composed three songs under instruction from God. One was sung after crossing the Red Sea (Exodus 15), one is recorded in Psalm 90, and the other was written in the last days of Moses' life in Deuteronomy 32. The third song, known as the "Song of Moses", was about God's faithfulness which God instructed Moses to teach the Israelites to remember God's rules for the future.



To further understand why God made Moses teach this song to His people place your (or your parents) mobile camera over this code. It explains why songs are used all the time to remember verses and God's messages.